



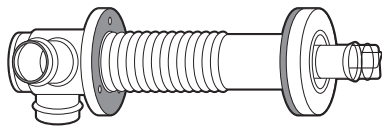
LASER & OIL MISER VENTED HEATING SYSTEMS ACCESSORIES

USE ONLY TOYOSTOVE & OIL MISER GENUINE PARTS AND ACCESSORIES
ALL PARTS AND ACCESSORIES ARE UL/CSA/ETL LISTED.

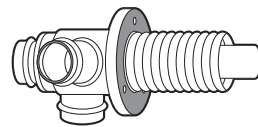
ACCESSORY/PART NO.

Standard Flue Pipe
#20479891

Flue Pipe Chamber
#20479892



For Laser 30, Laser 56 (H, I, J, K), Laser 56MH, Laser 73 (K, L, M, N), Laser 73MH, OM-22, Laser60 AT, OM-23, Laser 300, Laser 530, Laser 560, Laser 730, Laser 730AT




For Laser 30, Laser 56 (H, I, J, K), Laser 56MH, Laser 73 (K, L, M, N), Laser 73MH, OM-22, Laser60 AT, OM-23, Laser 300, Laser 530, Laser 560, Laser 730, Laser 730AT

Flue Pipe Extension

For use with Standard Flue Pipe #20479891

- #20479887
- #20479873
- #20479874
- #20479875

- For use in wall thickness from 9 to 13 in.
- For use in wall thickness from 13 to 16 in.
- For use in wall thickness from 16 to 20 in.
- For use in wall thickness from 20 to 24 in.

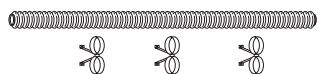


Extension Pipe Kits

For Use With:



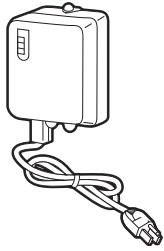
Laser Vented Heater through-the-wall installations where the heater is to be located away from the flue pipe.



Contains all parts necessary for extension installations as specified in the chart below.

	LONG	MEDIUM	SHORT
PART NUMBER	20479898	20479897	20479896
Length capacity for extension installations	61-3/4 to 78-3/4 inches	22-1/2 to 39-3/8 inches	12-5/8 to 19-5/8 inches

FUEL LIFTER PUMP
MODEL
OPT-91UL
#20477500



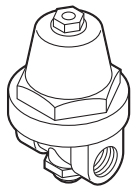
Pumping system for use with one or more Laser and/or Oil Miser Heating Systems where gravity fed does not meet specifications. (see owner's manual.)
Automatic recovery feature after power outage.

Joint Attaching Screw Kit
#20479590

For Laser 30/56/560

KIT CONTENTS
1 × Screw 1U (#20478091)
1 × Metal washer
1 × Fiber gasket

Pressure Reducing Valve
#10005099

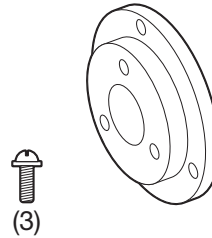


If the maximum height from top of the fuel tank to the bottom of the heater exceeds 8-1/2 ft., a fuel pressure reducing valve, preset at 2.5 psi, is required.

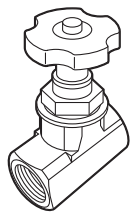
Spacer
#20478967

For use with Standard Flue Pipe #20479891

with Screw M (#20474272) × 3



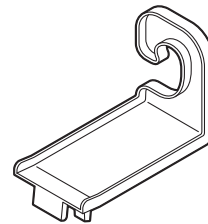
Fusible Link Valve
#10005597



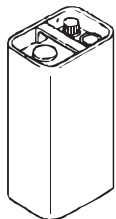
For all vented heaters
Except
Laser 300/530/560/730/730AT

Oil Guide
#20479725

For OM-22, OM-23 only



Removable Fuel Tank with Hose for Laser 55/56/560
#20475922




Tank capacity: 1.95 gal.
NOTE: Fuel supply hose for Laser 55/56/560: #20475925

Overflow Tube
#20474901

For OPT-81UL, OPT-91UL

Only needed when 2 or more lifter pumps are used in series. (See owner's manual for details.)



Gasket Service Kit
#20479830

For Laser 530, OM-22/23 only

KIT CONTENTS:

1 × Igniter gasket (#17187582)

1 × Relief gasket (#20479591)

1 × Outside nozzle gasket (#20479885)

1 × Flame rod gasket (#20479511)

1 × Fuel nozzle gasket (#20479883)

1 × Heat exchanger gasket (#20479893)

Installation Hardware Kit

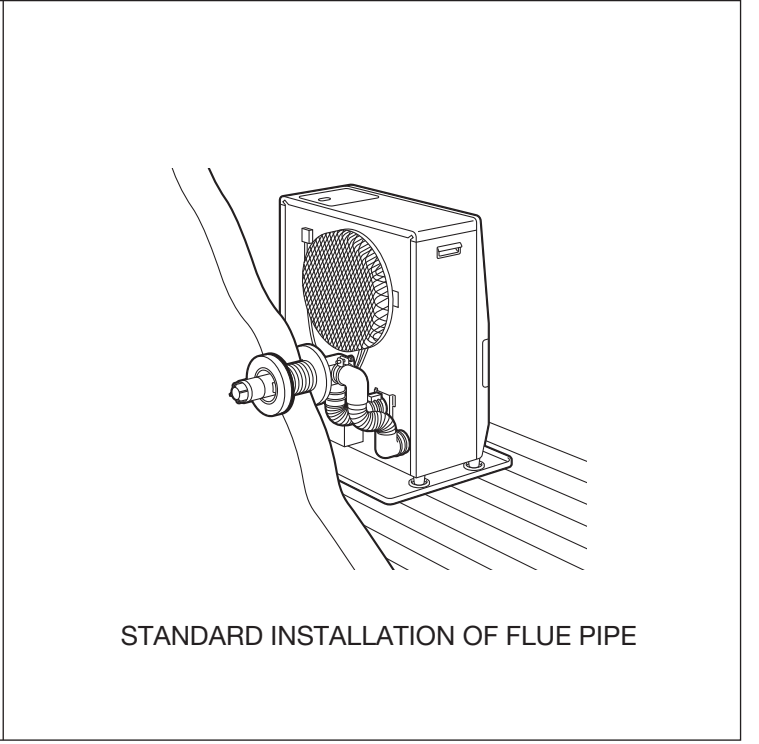
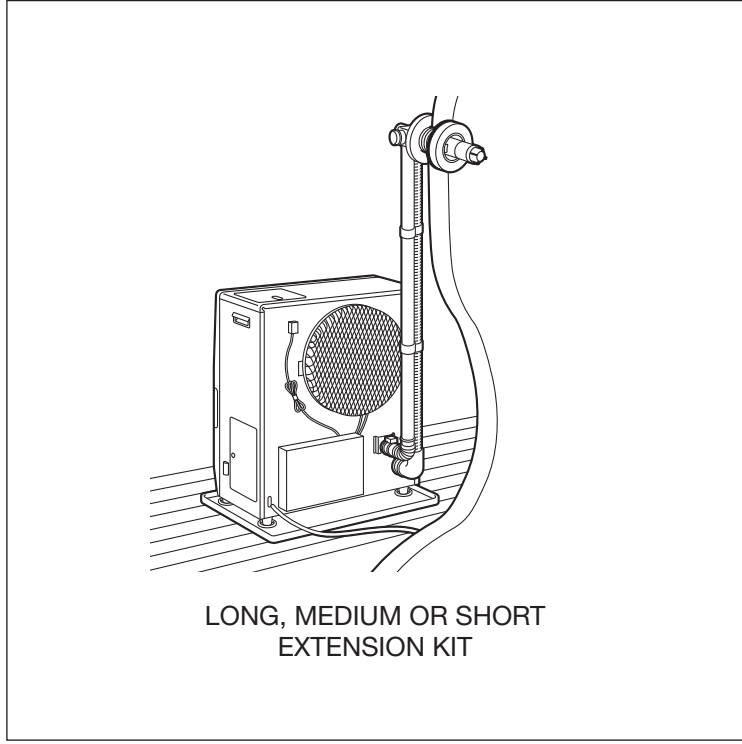
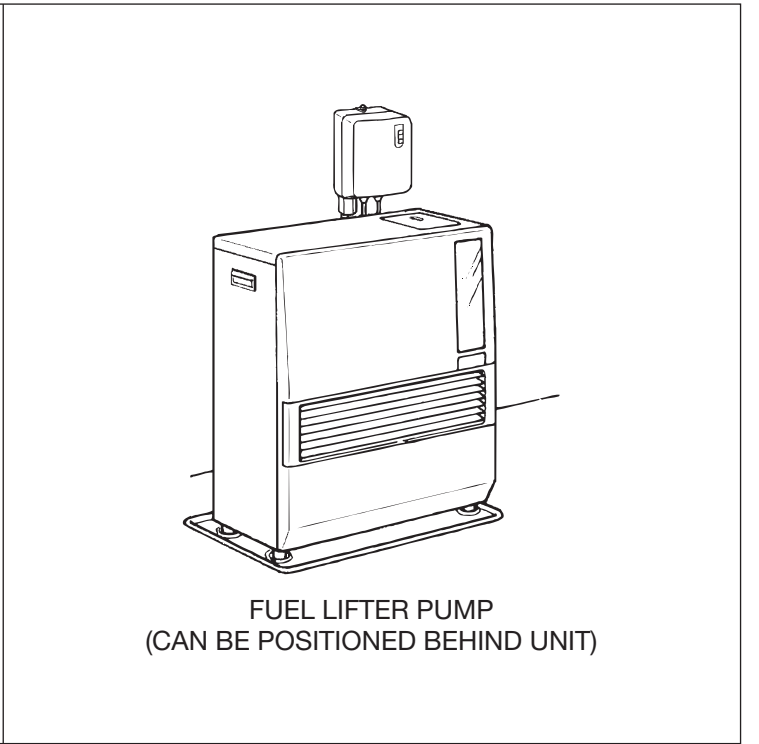
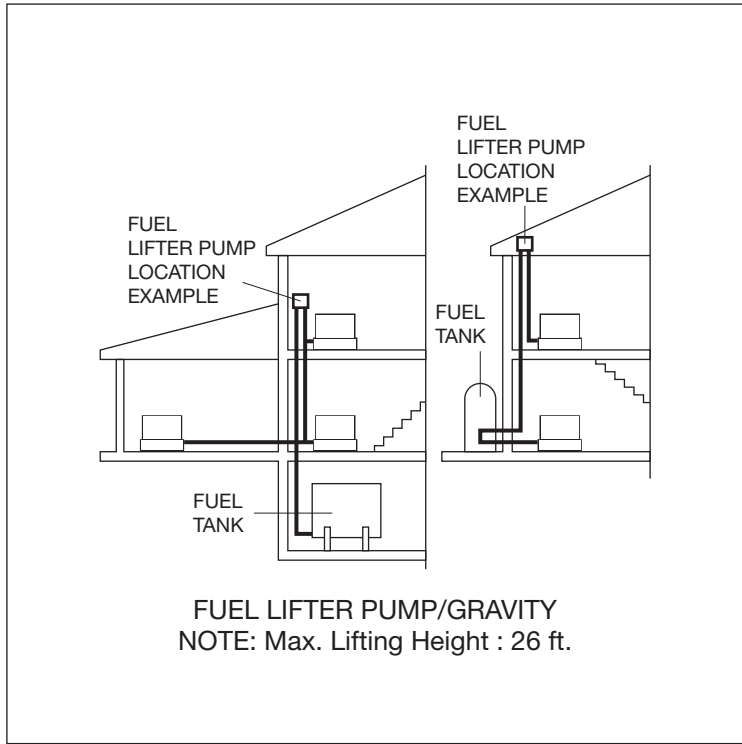
#20478786 For Laser 56 (H, I, J, K),
Laser 73 (K, L, M, N)
Laser 560, Laser730

Oil catch (#20474925) Hose band (#20474977)
Intake air cap (#20474949) Bent joint (L) (#20474984)
Intake pipe (#20474951) Spacer (#20478967)
Wall bracket (#20474962) Exhaust air cap (#20479845)
Pipe holder (#20474963) Exhaust extension pipe (S) (#20479856)
Pipe stopper (#20474964) Flue pipe (#20479891)
L-shaped hose (#20474975)

#20479880 For OM-22, OM-23
Laser 300, Laser 530

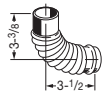

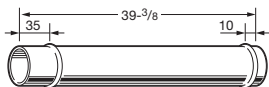

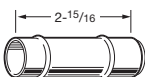
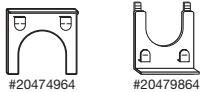
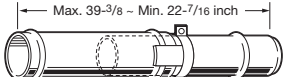

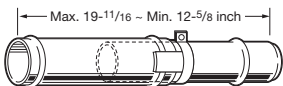

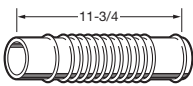

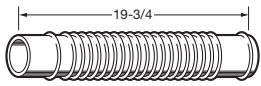

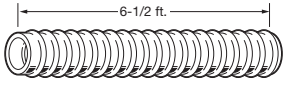

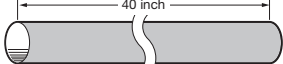





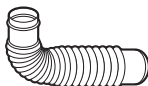

Oil catch (#20474925) Hose band (#20474977)
Intake air cap (#20474949) Wall bracket (2 sets) (#20479562)
Pipe holder (#20474963) Pipe stopper (#20479864)

Does not include the Flue Pipe (#20479891), Inlet Hose (#20474951),
L-Shaped Hose (#20474975) (2 pcs.), Insulating Cloth Cover (#20474955)
and Bent Joint (#20479884) for OM-22/23 and (#20479584) for Laser



For specialized installations, the additional extension kit parts shown below may be purchased from a TOYOSTOVE dealer. In any installation the following limitations must NOT be exceeded:

1. The total length of extension pipe between the heater and the outside tip of the flue pipe must not exceed 10 feet each for the air intake pipe and the exhaust pipe.
2. Neither air intake pipe nor the exhaust pipe may have more than 3 elbows, counting the elbows at the heater. The air intake elbow supplied with the heater and the integral bends in the flue pipe are not counted as elbows.

PART NAME/PART NUMBER	DESCRIPTION	PART NAME/PART NUMBER	DESCRIPTION
L-Shaped Exhaust Joint #20479861 (Connection between exhaust pipes)		O-ring (ø39) (Exhaust of Flue Pipe) #20475879	
Exhaust Extension Pipe #20479872		O-ring (ø42) (Intake of Flue Pipe) #20475880	
Exhaust Extension Pipe (S) #20479856 (Laser 52/55/56/560 only)		Pipe Stopper #20474964 #20479864 (for Lser 300/530/OM-22/ 23 only)	
Adjustable Exhaust Pipe (L) #20479853		Air Damper #20478366 (for Laser 56/560/73/730/60AT) #20479567 (for Laser 30) #20479866 (for Laser 300/530/OM-22/23)	
Adjustable Exhaust Pipe (S) #20479858		L-Shaped Hose #20474975	
Flexible Exhaust pipe (M) #20479888		Hose Band #20474977	
Flexible Exhaust pipe (L) #20479889		Intake Pipe Joint #20474954	
Intake Pipe #20474951		Pipe Support Hardware #20474950	
Insulating Cloth Cover #20474955		Sleeve Cap #20474978 Use with wall sleeve only (#20479867)	
Wall Bracket (2 sets) #20474962 #20479562 (for Laser 30/300/530/ OM-22/23)		Oil Catch #20474925	
Pipe Holder #20474963		Exhaust Air Cap (Metal) #20479845	
Bent Joint #20474984 #20479584 (for Laser 30/300) #20479884 (for Laser 530/OM-22/23)		Intake Air Cap (Rubber) #20474949	

*Check state and local codes for permitted uses.

*Subject to change with or without notice.

TOYOTOMI U.S.A., INC.

604, Federal Road, Brookfield, CT 06804
(203)775-1909

DISTRIBUTOR / DEALER NAME